

LipuSmart-P-OAP Extension stage 3

Product information for the product group

ACO Product benefits

- Integrated backflow protection
- Only one vent stack necessary
 - For the LipuSmart-P NS 2, ACO recommends the on-site installation of 2 ventilation lines
- Compact installation dimensions: The pump technology can be flexibly installed on 3 sides
- Innovative overall system control via integration in the building control technology
- 4in1 – complete solution
- Optional Modbus connection
- Structural stability of the container stability verification according to German Standard DIN 19901

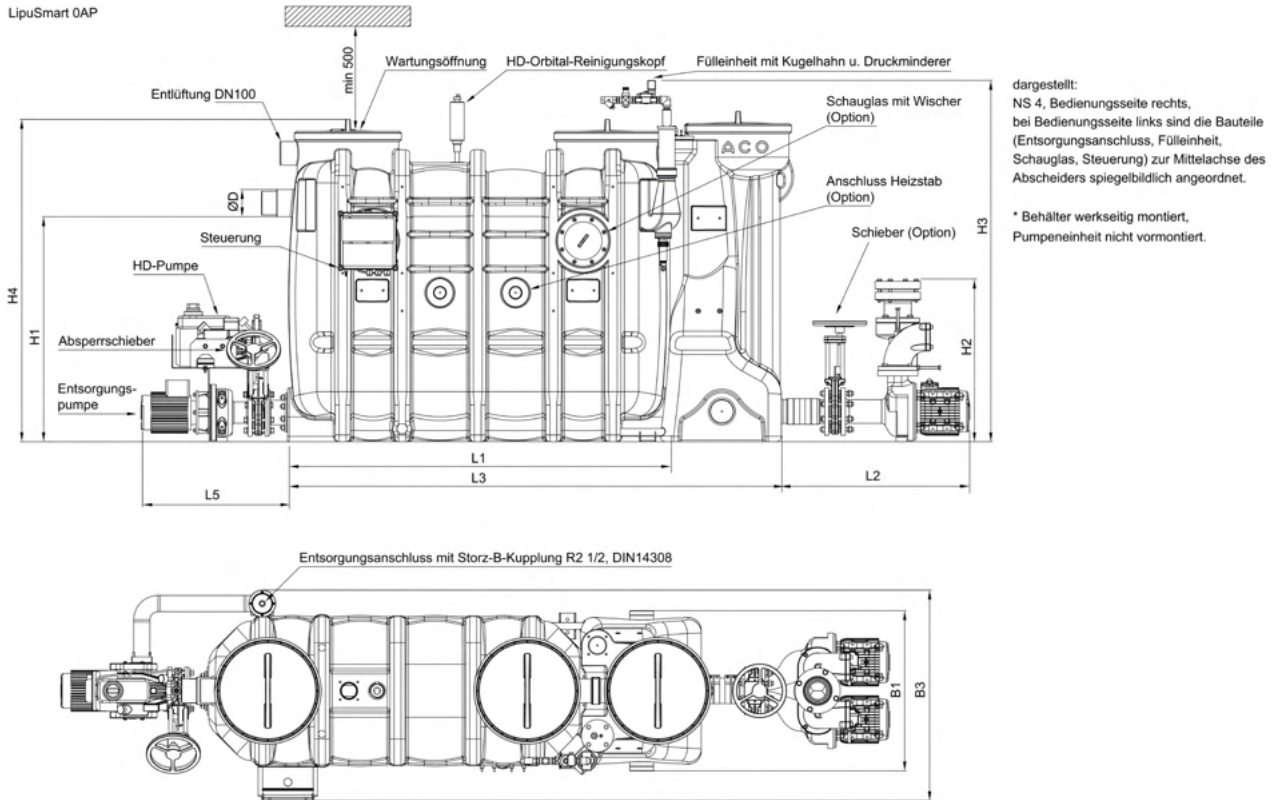
- Program-controlled, odour-free disposal and cleaning by means of direct suction and hydromechanical internal cleaning
- Disposal connection DN 65, mating flange with Storz coupling 75B and blind connector 2½"
- Fill unit with solenoid valve
- Bluetooth interface (LipuSmart App/Android)
- Disposal pump with free flow impeller for total delivery head above 6 metres



Item Technical Data 3555.86.42

Nominal size	Nominal width	Contents			Key data			Weight		Operation side	
		Sludge trap	Grease store	Overall	Type	P2	To	Delivery head	Empty		Full
		[l]	[l]	[l]		[kW]	[l]	[m]	[kg]		[kg]
NS 5.5	DN 150	725	360	1430	Pumpenset 4,0kW	4	235	20	439	1869	Right-hand

Dimensions







**Nomi-
nal size**




Dimensions




	L1	L2	L3	L5	H1	H2	H3	H4	B1	B3	D
	[mm]	[mm]	[mm]	[mm]	[mm]	[mm]	[mm]	[mm]	[mm]	[mm]	[mm]
NS 5.5	1760	835	2287	680	1250	753	1880	1700	960	1180	160








Accessories







Description	Used with	Weight [kg]	PU [piece]	Item number
 Flashing light				0150.76.25
230V; Power consumption: 70 mA	Signalling unit with voltage-free fault reporting; LipuSmart-P; Multi-Max with signalling unit; LipuLift-P	0.5	1	0178.62.08







Description	Used with	Weight	PU	Item number
		[kg]	[piece]	
 <p>Grease layer thickness measuring device</p> <ul style="list-style-type: none"> ■ For electronic measurement of layer of grease ■ Suitable for liquid and/or congealing grease ■ Measuring device with plug and used connecting cable, length: 3 m ■ With two voltage-free changeover contacts to display full warning (80%) and advance warning of fill level (50%) ■ With visual display of fill level ■ With heated probe rod to increase reliability of operation ■ Operating voltage: 230VAC/5 VA ■ Max consumption approx. 12W 	<ul style="list-style-type: none"> ■ LipuJet-P <ul style="list-style-type: none"> □ Oval NS 1 – 10 □ Round NS 2 – 22,5 ■ LipuJet-S <ul style="list-style-type: none"> □ Oval NS 1 – 10 □ Round NS 2 – 20 ■ LipuSmart-P <ul style="list-style-type: none"> □ Oval NS 1 – 10 	2.8		3300.11.50
 <p>Heating rod</p>	<ul style="list-style-type: none"> ■ LipuSmart OA/OAP 	15.0		0155.35.28
 <p>ACO Ozone Generator</p> <ul style="list-style-type: none"> ■ ACO Ozone minimizes odors that can arise from grease separators, lifting plants and pumping stations ■ Material: acid-resistant stainless steel <p>Consists:</p> <ul style="list-style-type: none"> ■ ACO Ozone - ozone generator <ul style="list-style-type: none"> □ Size (L x W x H): 270 x 100 x 85 mm □ Nominal voltage 230 V / 50 Hz □ Degree of protection IP20 ■ ACO Ozone pump - feed pump <ul style="list-style-type: none"> □ Size (L x W x H): 160 x 90 x 90 mm □ Integrated filter □ Nominal voltage 230 V / 50 Hz □ Degree of protection IP54 ■ ACO Ozone bracket - wall bracket <ul style="list-style-type: none"> □ Size (L x W x H): 295 x 110 x 90 mm ■ Hoses 	<ul style="list-style-type: none"> ■ Grease separators, indoors ■ Grease separators, outdoors ■ Lifting stations ■ Pumping stations 			7980.90.00






Description	Used with	Weight	PU	Item number
		[kg]	[piece]	
 <p>Grease layer thickness measuring device Multi Control</p> <ul style="list-style-type: none"> ■ To determine the disposal intervals of grease separators ■ Suitable for liquid and/or harden fats ■ Delineation with colour-touchpanel ■ With integrated SD-card (4GB) for recording of the measuring process ■ With headed sounding stick (temperature is adjustable) to increase the operation safety ■ Three free of potential contacts for output of pre-alarm (adjustable), full-alarm (adjustable) and error ■ Measuring stick with adjusting scale ■ Delineation with plug-in cable connection, 3 m ■ Service voltage: 100 240VAC 50/60 Hz, 2 A ■ Power: ca. 43 W 	<ul style="list-style-type: none"> ■ LipuJet-P <ul style="list-style-type: none"> <input type="checkbox"/> Oval NS 1 – NS 30 <input type="checkbox"/> Round NS 2 – NS 20 ■ LipuJet-S <ul style="list-style-type: none"> <input type="checkbox"/> Oval NS 1 – NS 10 <input type="checkbox"/> Round NS 2 – NS 20 ■ LipuSmart-P <ul style="list-style-type: none"> <input type="checkbox"/> Oval NS 1 – 10 	2.7		3300.12.50
<p>Remote control</p> <ul style="list-style-type: none"> ■ For internal fitting or fitting in connection boxes ■ Control line without protective conductor on-site <ul style="list-style-type: none"> <input type="checkbox"/> Up to 50 m: 7 x 1.0 mm² <input type="checkbox"/> 50 – 200 m 7 x 1.5 mm² 				
	<p>Grease separator;</p> <ul style="list-style-type: none"> <input type="checkbox"/> LipuJet-P OA/OAP/RA/RAP <input type="checkbox"/> LipuJet-S OA/OAP/RA/RAP <input type="checkbox"/> LipuMax-P-DA <input type="checkbox"/> LipuSmart-P-OA/OAP <p>; Starch separator Fapujet</p>	1.0		0150.59.89
 <p>Smell neutralisation</p> <ul style="list-style-type: none"> ■ Lockable control cabinet <ul style="list-style-type: none"> <input type="checkbox"/> From stainless steel, material grade 304 <input type="checkbox"/> Ground surface <input type="checkbox"/> With side ventilation slots ■ Integrated timer ■ Incl. odour neutralisers: 9 l ■ With dosing pump for reliable discharge ■ Chemical resistant dosing hose ■ Signal column for status monitoring ■ PG gland for on-site connection ■ Control cabinet dimensions: 380 x 600 x 210 mm (W x H x D) ■ System ready to plug in <ul style="list-style-type: none"> <input type="checkbox"/> Incl. cable: 1.5 m ■ 230 V socket to be produced on-site 	<ul style="list-style-type: none"> ■ Grease separators (incl. external makes) 	36.2		7980.80.00

Description	Used with	Weight	PU	Item number
		[kg]	[piece]	
 <p>Message system with GSM module</p> <ul style="list-style-type: none"> ■ Parameter via app (Android & iOS) ■ Mains-independent alarm via 12V lead-gel battery ■ Optical and acoustic alarm message ■ Freely configurable inputs <ul style="list-style-type: none"> □ 6 digital inputs with LED status display □ 1 analogue ■ 1 alarm output 12 V ■ Alarm forwarding via SMS to mobile phones ■ For mounting outside the hazardous area ■ Housing: 192 x 150(with cable gland) x 100 mm (WxHxD) ■ Protective doctor: IP54 ■ Operating voltage: 230 V/AC 50/60 Hz 	<ul style="list-style-type: none"> ■ All grease separators ■ Grease layer thickness measuring device ■ Pre-tank plants ■ Technical processing systems ■ Quatrix-K backflow preventer type 3F ■ Sinkamat-K (underfloor) duo ■ Multi lifting units ■ Pumping stations ■ Installation sets 	2.0	1	0150.80.14
 <p>Connection cable antenna GSM</p> <ul style="list-style-type: none"> ■ Length incl. connections: approx. 15 m ■ Cable type: RG58 ■ Connections: 1 x SMA plug (SMA/M) and 1 x SMA socket (SMA/F) ■ Only one extension cable may be used per GSM module ■ Usable in temperature range: -20°C to 85°C 	<ul style="list-style-type: none"> ■ GSM - Modul 			0150.83.86
 <p>Signalling unit</p> <ul style="list-style-type: none"> ■ Self-charging ■ With floating contact ■ Visual and acoustic ■ Without contact transmitter ■ For mounting outside the potentially explosive atmosphere ■ Dimensions: 175 x 125 x 75 mm W x H x D ■ Protection type: IP65 ■ Operating voltage: 230 V/AC 50/60 Hz ■ Ready to plug in with cable: 2 m 				
	<p>Faecal matter backflow automatic stop Quatrix-K type 3F; All Multi wastewater lifting plants; Upstream tank plant mono/duo; Multi-Max; Sinkamat –K/-KD; Sinkamat-Z; Sinkamat-Z (underfloor);</p> <ul style="list-style-type: none"> □ Duo <p>; LipuLift-P</p>	1.4	1	0150.26.73
 <p>Signal horn</p> <ul style="list-style-type: none"> ■ 230V AC ■ Power consumption: 30mA ■ Ø62x85 mm (L/B x T) ■ Protection: IP66 ■ 95 dB(A) 	<ul style="list-style-type: none"> ■ Signalling unit with voltage-free fault reporting ■ LipuSmart-P ■ Multi-Max with signalling unit ■ LipuLift-P 	0.3	1	0178.61.94

	Description	Used with	Weight [kg]	PU [piece]	Item number
	Heating rod <ul style="list-style-type: none"> ■ To liquefy grease layer ■ Incl. control ■ Electrical connector □ 400 V/50 Hz/6.0 kW 	<ul style="list-style-type: none"> ■ Grease separators 	15.0		7300.01.00
	Connection box <ul style="list-style-type: none"> ■ For evacuation connection and remote control ■ Made from stainless steel, material grade 304 ■ Fixing: "On wall" ■ Dimensions (width x height x depth): 500 x 500 x 160 mm 	<ul style="list-style-type: none"> ■ Grease separators ■ Starch separators ■ LipuLift-P-D/-DA/-DAP 	11.6		7601.80.20
	In-wall frame <ul style="list-style-type: none"> ■ Dimensions (width x height x depth): 565 x 565 x 15 mm 	<ul style="list-style-type: none"> ■ Connection box □ 7601.80.20 ■ LipuLift-P-D/-DA/-DAP 	1.2		7601.80.21
	Storz coupling for swinging gas lines <ul style="list-style-type: none"> ■ Storz coupling 75B ■ For connection of the disposal vehicle pendulum gas line ■ For pipe connection Rp 2 ½" (female thread) 	<ul style="list-style-type: none"> ■ For installation in connection box art. no. 7601.80.22 	1.8		0155.32.09
	Connection box <ul style="list-style-type: none"> ■ For evacuation connection DN 80 ■ Made from stainless steel, material grade 304 ■ "On wall" version ■ Door stop □ Choice of left or right □ Lockable door ■ Dimensions (width x height x depth): 370 x 330 x 250 mm 	<ul style="list-style-type: none"> ■ Grease separators □ LipuMax-P-D/DM/DA □ LipuJet-P-OD/RD/SD/OM/OMP/RM/RMP □ LipuJet-S-OD/RD/SD/OM/OMP/RM/RMP ■ Stach seperators FapuMax-P-DA ■ Oil separators Coalisator-P ■ LipuLift-P-D/-DA/-DAP 	10.4		7601.80.22
	In-wall frame <ul style="list-style-type: none"> ■ Stainless steel, material grade 304 ■ Dimensions (width x height x depth): 421 x 381 x 25 mm 	<ul style="list-style-type: none"> ■ Connection box □ 7601.80.22 ■ LipuLift-P-D/-DA/-DAP 	1.0		7601.80.23
	Connection box <ul style="list-style-type: none"> ■ For disposal connection, pendulum gas line (if necessary) and remote control ■ From stainless steel, material grade 304 ■ "Surface mounted" version ■ Glass beaded front ■ Lockable door, left limit stop ■ Dimensions W x H x D: 300 x 725 x 160 mm 	<ul style="list-style-type: none"> ■ Grease separator ■ Starch separators ■ LipuLift-P-D/-DA/-DAP 	10.0		7601.80.24

	Description	Used with	Weight	PU	Item number
			[kg]	[piece]	
	<p>In-wall frame</p> <ul style="list-style-type: none"> ■ From stainless steel, material grade 304 ■ "In-wall" version ■ Glass beaded front ■ Dimension W x H x D: <ul style="list-style-type: none"> □ 405 x 830 x 30 mm 	<ul style="list-style-type: none"> ■ Connection box <ul style="list-style-type: none"> □ 7601.80.24 ■ LipuLift-P-D/-DA/-DAP 	2.1		7601.80.25
	<p>Coarse trap DN 100</p> <ul style="list-style-type: none"> ■ For installation in vertical pipes DN 100 going to grease separator ■ Round shape with <ul style="list-style-type: none"> □ Coupling socket seal (material SBR) on inlet and spigot on outflow □ Basket made from stainless steel, material grade 316 to retain coarse substances □ Odour-proof maintenance opening DN 450 	<ul style="list-style-type: none"> ■ Grease separator LipuJet-P/LipuSmart-P <ul style="list-style-type: none"> □ NS 1 – 4 ■ Starch separator Fapujet-P-OAP <ul style="list-style-type: none"> □ NS 0.5 – 1 	9.7		3667.00.04
	<p>Coarse trap DN 150</p> <ul style="list-style-type: none"> ■ For installation in vertical pipes DN 150 going to grease separator ■ Round shape with <ul style="list-style-type: none"> □ Coupling socket seal (material SBR) on inlet and spigot on outflow □ Basket made from stainless steel, material grade 316 to retain coarse substances □ Odour-proof maintenance opening DN 450 	<ul style="list-style-type: none"> ■ Grease separator LipuJet-P/LipuSmart-P <ul style="list-style-type: none"> □ NS 5.5 – 10 ■ Starch separator Fapujet-P-OAP <ul style="list-style-type: none"> □ NS 2 	12.6		3667.00.05
	<p>Hand membrane pump 1 1/2"</p> <ul style="list-style-type: none"> ■ For fixing to wall ■ Incl. hose <ul style="list-style-type: none"> □ Clear width: 48 x 80 mm ■ Incl. hose clamp <ul style="list-style-type: none"> □ Clear width: 50 x 70 mm □ Width: 12 mm □ 2 pcses required 	<ul style="list-style-type: none"> ■ Wastewater lifting plant 	14.4	1	0175.23.73
	<p>Connection ports ventilation</p> <ul style="list-style-type: none"> ■ Made of PE-HD ■ DN70 (OD 75mm) 	<ul style="list-style-type: none"> ■ LipuSmart-P 			0155.34.16
	<p>Inlet socket DN 50</p> <ul style="list-style-type: none"> ■ Made of plastic ■ For lateral input option ■ For fitting on-site 	<ul style="list-style-type: none"> ■ Junior basement gully with backflow stop ■ Basement gully DN 100 ■ Sinkamat-K (free-standing) ■ LipuSmart-P ■ Multi-Mini 	0.1	2	2410.00.04

Description	Used with	Weight	PU	Item number	
		[kg]	[piece]		
 <p>Stop valve 1 1/2" ■ For hand membrane pump</p>	<ul style="list-style-type: none"> ■ Wastewater lifting plant 	1.0	1	0159.10.12	
 <p>Three way valve 1 1/2" ■ For hand membrane pump</p>	<ul style="list-style-type: none"> ■ Wastewater lifting plant 	3.3	1	0159.10.14	
 <p>Stop valve <ul style="list-style-type: none"> ■ Made of cast iron ■ Slide plate, spindle made of stainless steel, material grade 304 ■ DN 100 ■ Length (L): 50 mm ■ Spindle path (H1 – H2): 365 – 465 mm ■ Hand wheel diameter: 200 mm ■ Incl. seals and fixing material </p>	<ul style="list-style-type: none"> ■ LipuSmart-P inlet pump unit 	15.0		0155.34.18	
 <p>Stop valve DN 80 <ul style="list-style-type: none"> ■ Made of cast iron ■ 8 screws and nuts ■ 1 DN 80 seal ■ Length: 180 mm </p>	<ul style="list-style-type: none"> ■ LipuSmart-P ■ Multi-Star MDP1/MWP1 ■ Multi-Star DDP 1/2 	19.4	1	0154.51.93	
 <p>Stop valve <ul style="list-style-type: none"> ■ Made of cast iron ■ Penstock plate, spindle made from stainless steel, material grade 304 </p>					
	DN 100; Length (L): 50 mm; Spindle travel (H1 – H2): 365 – 465 mm; Manual wheel diameter: 200 mm	Grease separators for free-standing installation; Starch separator for free-standing installation	15.0		7602.00.12
	DN 150; Length (L): 60 mm; Spindle travel (H1 – H2): 478 – 639 mm; Manual wheel diameter: 200 mm	Grease separators for free-standing installation; Starch separator for free-standing installation	29.4		7604.00.12
 <p>Flange connection part <ul style="list-style-type: none"> ■ Stainless steel, material grade 304 ■ Seal: NBR </p>					
	DN 100; Length (L): 75 mm		6.5		7602.00.13
	DN 150; Length (L): 75 mm		10.0		7604.00.13

	Description	Used with	Weight [kg]	PU [piece]	Item number
	Inlet valve DN 100 <ul style="list-style-type: none"> Made of PVC 110 mm push socket on both sides with rim sealing ring Overall dimensions: 176 x 330 mm (L x H) 	<ul style="list-style-type: none"> Wastewater lifting plant Polyethylene grease separator Polyethylene starch separator Upstream tank plant <ul style="list-style-type: none"> Typ 2 and 4 Lipumobil-P – Type 0.5 	3.1	1	0175.13.84
	Inlet valve DN 150 <ul style="list-style-type: none"> Made of PVC 160 mm push socket on both sides with rim sealing ring Overall dimensions: 226 x 510 mm (L x H) 	<ul style="list-style-type: none"> Wastewater lifting plant Polyethylene grease separator Polyethylene starch separator Upstream tank plant <ul style="list-style-type: none"> Type 7 – Type 10 	7.0	1	0175.13.85
	Sealing ring <ul style="list-style-type: none"> As additional component for pressure line DN 80 Clamping range: 88 - 93 mm 	<ul style="list-style-type: none"> LipuSmart-P Powerlift installation kit DN 100 Fäkablock II All Muli wastewater lifting plants 	0.3	1	0150.83.71
	LipuSmart App <ul style="list-style-type: none"> Benefits for maintenance, monitoring and operation Checklists for setting up the grease separators and lifting system unit Grease separator protocol system Assurance of control settings Connection via Bluetooth interface Operating systems <ul style="list-style-type: none"> Android IOS Download: <ul style="list-style-type: none"> Http://aco.me/lipusmartapp QR-code in the data sheet 	<ul style="list-style-type: none"> Control system for general system <ul style="list-style-type: none"> LipuSmart-P-OA LipuSmart-P-OAP 			Software
	Operating Logbook <ul style="list-style-type: none"> Contents: Check-list and standard forms to document in-house monitoring, maintenance and disposal relating to the plant as required by DIN 4040-100 Format: A4 with double filing rings Size: 60 pages Laid out to cover 5 years 	<ul style="list-style-type: none"> Grease separator <ul style="list-style-type: none"> For underground installation For free-standing installation 	0.3		0150.45.23

You can find further accessories under → <https://www.buildingdrainage.aco/search/?q=3555.86.42>