

LipuSmart-P-OAP Extension stage 3

Product information for the product group

ACO Product benefits

- Integrated backflow protection
- Only one vent stack necessary
 - For the LipuSmart-P NS 2, ACO recommends the on-site installation of 2 ventilation lines
- Compact installation dimensions: The pump technology can be flexibly installed on 3 sides
- Innovative overall system control via integration in the building control technology
- 4in1 – complete solution
- Optional Modbus connection
- Structural stability of the container stability verification according to German Standard DIN 19901

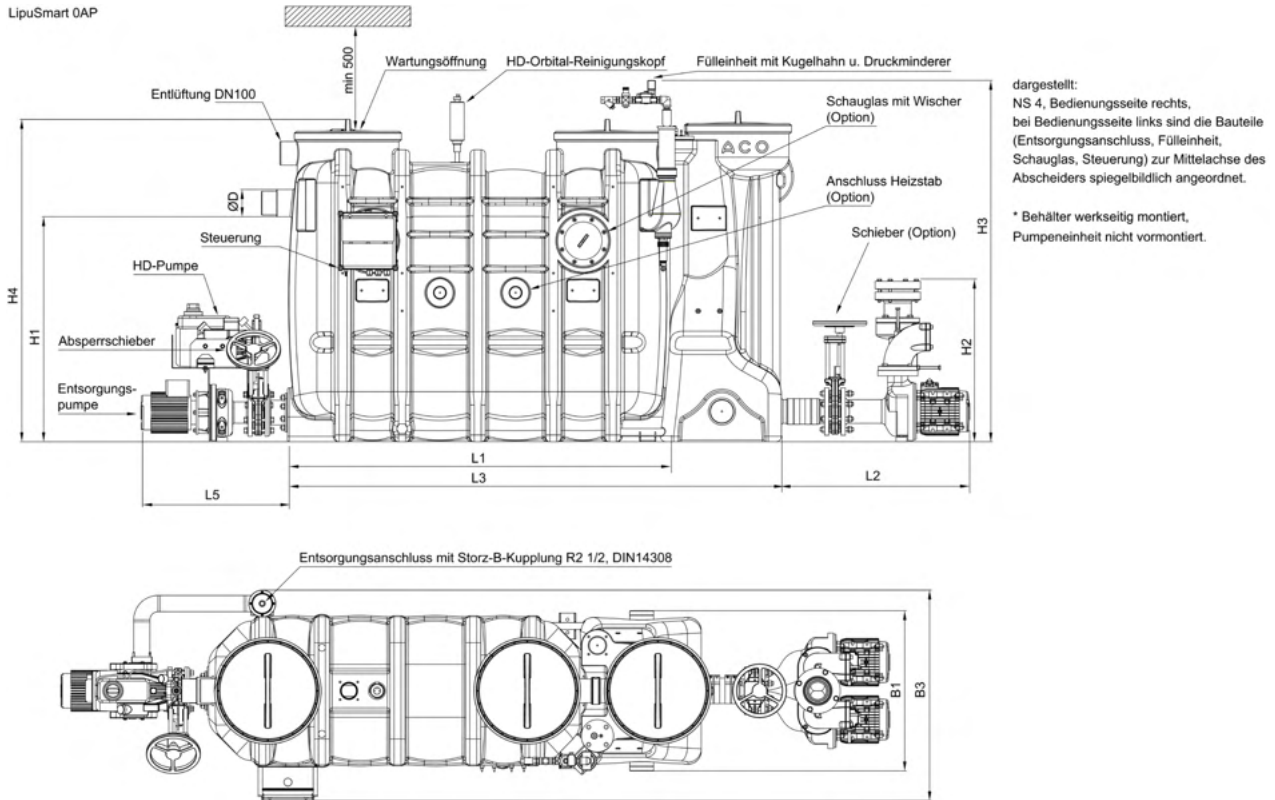
- Program-controlled, odour-free disposal and cleaning by means of direct suction and hydromechanical internal cleaning
- Disposal connection DN 65, mating flange with Storz coupling 75B and blind connector 2½"
- Fill unit with solenoid valve
- Bluetooth interface (LipuSmart App/Android)
- Disposal pump with free flow impeller for total delivery head above 6 metres



Item Technical Data 3552.86.42

Nominal size	Nominal width	Contents			Key data			Weight		Operation side	
		Sludge trap	Grease store	Overall	Type	P2	To	Delivery head	Empty		Full
		[l]	[l]	[l]		[kW]	[l]	[m]	[kg]		[kg]
NS 2	DN 100	210	100	440	Pumpenset 1,5kW	1.5	155	9	306	746	Right-hand

Dimensions







**Nomi-
nal size**




Dimensions





	L1	L2	L3	L5	H1	H2	H3	H4	B1	B3	D
	[mm]	[mm]	[mm]	[mm]	[mm]	[mm]	[mm]	[mm]	[mm]	[mm]	[mm]
NS 2	1100	800	1625	680	1055	753	1680	1500	742	930	110








Accessories







Description	Used with	Weight [kg]	PU [piece]	Item number
 <p>Flashing light</p>				0150.76.25
	230V; Power consumption: 70 mA	Signalling unit with voltage-free fault reporting; LipuSmart-P; Multi-Max with signalling unit; LipuLift-P	0.5	1







Description	Used with	Weight	PU	Item number
		[kg]	[piece]	
 <p>Grease layer thickness measuring device</p> <ul style="list-style-type: none"> ■ For electronic measurement of layer of grease ■ Suitable for liquid and/or congealing grease ■ Measuring device with plug and used connecting cable, length: 3 m ■ With two voltage-free changeover contacts to display full warning (80%) and advance warning of fill level (50%) ■ With visual display of fill level ■ With heated probe rod to increase reliability of operation ■ Operating voltage: 230VAC/5 VA ■ Max consumption approx. 12W 	<ul style="list-style-type: none"> ■ LipuJet-P <ul style="list-style-type: none"> <input type="checkbox"/> Oval NS 1 – 10 <input type="checkbox"/> Round NS 2 – 22,5 ■ LipuJet-S <ul style="list-style-type: none"> <input type="checkbox"/> Oval NS 1 – 10 <input type="checkbox"/> Round NS 2 – 20 ■ LipuSmart-P <ul style="list-style-type: none"> <input type="checkbox"/> Oval NS 1 – 10 	2.8		3300.11.50
 <p>Heating rod</p>	<ul style="list-style-type: none"> ■ LipuSmart OA/OAP 	15.0		0155.35.28
 <p>ACO Ozone Generator</p> <ul style="list-style-type: none"> ■ ACO Ozone minimizes odors that can arise from grease separators, lifting plants and pumping stations ■ Material: acid-resistant stainless steel <p>Consists:</p> <ul style="list-style-type: none"> ■ ACO Ozone - ozone generator <ul style="list-style-type: none"> <input type="checkbox"/> Size (L x W x H): 270 x 100 x 85 mm <input type="checkbox"/> Nominal voltage 230 V / 50 Hz <input type="checkbox"/> Degree of protection IP20 ■ ACO Ozone pump - feed pump <ul style="list-style-type: none"> <input type="checkbox"/> Size (L x W x H): 160 x 90 x 90 mm <input type="checkbox"/> Integrated filter <input type="checkbox"/> Nominal voltage 230 V / 50 Hz <input type="checkbox"/> Degree of protection IP54 ■ ACO Ozone bracket - wall bracket <ul style="list-style-type: none"> <input type="checkbox"/> Size (L x W x H): 295 x 110 x 90 mm ■ Hoses 	<ul style="list-style-type: none"> ■ Grease separators, indoors ■ Grease separators, outdoors ■ Lifting stations ■ Pumping stations 			7980.90.00






Description	Used with	Weight	PU	Item number
		[kg]	[piece]	
 <p>Grease layer thickness measuring device Multi Control</p> <ul style="list-style-type: none"> ■ To determine the disposal intervals of grease separators ■ Suitable for liquid and/or harden fats ■ Delineation with colour-touchpanel ■ With integrated SD-card (4GB) for recording of the measuring process ■ With headed sounding stick (temperature is adjustable) to increase the operation safety ■ Three free of potential contacts for output of pre-alarm (adjustable), full-alarm (adjustable) and error ■ Measuring stick with adjusting scale ■ Delineation with plug-in cable connection, 3 m ■ Service voltage: 100 240VAC 50/60 Hz, 2 A ■ Power: ca. 43 W 	<ul style="list-style-type: none"> ■ LipuJet-P <ul style="list-style-type: none"> <input type="checkbox"/> Oval NS 1 – NS 30 <input type="checkbox"/> Round NS 2 – NS 20 ■ LipuJet-S <ul style="list-style-type: none"> <input type="checkbox"/> Oval NS 1 – NS 10 <input type="checkbox"/> Round NS 2 – NS 20 ■ LipuSmart-P <ul style="list-style-type: none"> <input type="checkbox"/> Oval NS 1 – 10 	2.7		3300.12.50
<p>Remote control</p> <ul style="list-style-type: none"> ■ For internal fitting or fitting in connection boxes ■ Control line without protective conductor on-site <ul style="list-style-type: none"> <input type="checkbox"/> Up to 50 m: 7 x 1.0 mm² <input type="checkbox"/> 50 – 200 m 7 x 1.5 mm² 				
	<p>Grease separator;</p> <ul style="list-style-type: none"> <input type="checkbox"/> LipuJet-P OA/OAP/RA/RAP <input type="checkbox"/> LipuJet-S OA/OAP/RA/RAP <input type="checkbox"/> LipuMax-P-DA <input type="checkbox"/> LipuSmart-P-OA/OAP <p>; Starch separator Fapujet</p>	1.0		0150.59.89
	<ul style="list-style-type: none"> ■ Grease separators (incl. external makes) 	36.2		7980.80.00
<p>Smell neutralisation</p> <ul style="list-style-type: none"> ■ Lockable control cabinet <ul style="list-style-type: none"> <input type="checkbox"/> From stainless steel, material grade 304 <input type="checkbox"/> Ground surface <input type="checkbox"/> With side ventilation slots ■ Integrated timer ■ Incl. odour neutralisers: 9 l ■ With dosing pump for reliable discharge ■ Chemical resistant dosing hose ■ Signal column for status monitoring ■ PG gland for on-site connection ■ Control cabinet dimensions: 380 x 600 x 210 mm (W x H x D) ■ System ready to plug in <ul style="list-style-type: none"> <input type="checkbox"/> Incl. cable: 1.5 m ■ 230 V socket to be produced on-site 				

Description	Used with	Weight	PU	Item number
		[kg]	[piece]	
 <p>Message system with GSM module</p> <ul style="list-style-type: none"> ■ Parameter via app (Android & iOS) ■ Mains-independent alarm via 12V lead-gel battery ■ Optical and acoustic alarm message ■ Freely configurable inputs <ul style="list-style-type: none"> □ 6 digital inputs with LED status display □ 1 analogue ■ 1 alarm output 12 V ■ Alarm forwarding via SMS to mobile phones ■ For mounting outside the hazardous area ■ Housing: 192 x 150(with cable gland) x 100 mm (WxHxD) ■ Protective doctor: IP54 ■ Operating voltage: 230 V/AC 50/60 Hz 	<ul style="list-style-type: none"> ■ All grease separators ■ Grease layer thickness measuring device ■ Pre-tank plants ■ Technical processing systems ■ Quatrix-K backflow preventer type 3F ■ Sinkamat-K (underfloor) duo ■ Multi lifting units ■ Pumping stations ■ Installation sets 	2.0	1	0150.80.14
 <p>Connection cable antenna GSM</p> <ul style="list-style-type: none"> ■ Length incl. connections: approx. 15 m ■ Cable type: RG58 ■ Connections: 1 x SMA plug (SMA/M) and 1 x SMA socket (SMA/F) ■ Only one extension cable may be used per GSM module ■ Usable in temperature range: -20°C to 85°C 	■ GSM - Modul			0150.83.86
 <p>Signalling unit</p> <ul style="list-style-type: none"> ■ Self-charging ■ With floating contact ■ Visual and acoustic ■ Without contact transmitter ■ For mounting outside the potentially explosive atmosphere ■ Dimensions: 175 x 125 x 75 mm W x H x D ■ Protection type: IP65 ■ Operating voltage: 230 V/AC 50/60 Hz ■ Ready to plug in with cable: 2 m 				
	<p>Faecal matter backflow automatic stop Quatrix-K type 3F; All Multi wastewater lifting plants; Upstream tank plant mono/duo; Multi-Max; Sinkamat –K/-KD; Sinkamat-Z; Sinkamat-Z (underfloor);</p> <ul style="list-style-type: none"> □ Duo <p>; LipuLift-P</p>	1.4	1	0150.26.73
 <p>Signal horn</p> <ul style="list-style-type: none"> ■ 230V AC ■ Power consumption: 30mA ■ Ø62x85 mm (L/B x T) ■ Protection: IP66 ■ 95 dB(A) 	<ul style="list-style-type: none"> ■ Signalling unit with voltage-free fault reporting ■ LipuSmart-P ■ Multi-Max with signalling unit ■ LipuLift-P 	0.3	1	0178.61.94

	Description	Used with	Weight [kg]	PU [piece]	Item number
	Heating rod <ul style="list-style-type: none"> ■ To liquefy grease layer ■ Incl. control ■ Electrical connector <ul style="list-style-type: none"> <input type="checkbox"/> 400 V/50 Hz/6.0 kW 	<ul style="list-style-type: none"> ■ Grease separators 	15.0		7300.01.00
	Connection box <ul style="list-style-type: none"> ■ For evacuation connection and remote control ■ Made from stainless steel, material grade 304 ■ Fixing: "On wall" ■ Dimensions (width x height x depth): 500 x 500 x 160 mm 	<ul style="list-style-type: none"> ■ Grease separators ■ Starch separators ■ LipuLift-P-D/-DA/-DAP 	11.6		7601.80.20
	In-wall frame <ul style="list-style-type: none"> ■ Dimensions (width x height x depth): 565 x 565 x 15 mm 	<ul style="list-style-type: none"> ■ Connection box <ul style="list-style-type: none"> <input type="checkbox"/> 7601.80.20 ■ LipuLift-P-D/-DA/-DAP 	1.2		7601.80.21
	Storz coupling for swinging gas lines <ul style="list-style-type: none"> ■ Storz coupling 75B ■ For connection of the disposal vehicle pendulum gas line ■ For pipe connection Rp 2 1/2" (female thread) 	<ul style="list-style-type: none"> ■ For installation in connection box art. no. 7601.80.22 	1.8		0155.32.09
	Connection box <ul style="list-style-type: none"> ■ For evacuation connection DN 80 ■ Made from stainless steel, material grade 304 ■ "On wall" version ■ Door stop <ul style="list-style-type: none"> <input type="checkbox"/> Choice of left or right <input type="checkbox"/> Lockable door ■ Dimensions (width x height x depth): 370 x 330 x 250 mm 	<ul style="list-style-type: none"> ■ Grease separators <ul style="list-style-type: none"> <input type="checkbox"/> LipuMax-P-D/DM/DA <input type="checkbox"/> LipuJet-P-OD/RD/SD/OM/OMP/RM/RMP <input type="checkbox"/> LipuJet-S-OD/RD/SD/OM/OMP/RM/RMP ■ Stach seperators FapuMax-P-DA ■ Oil separators Coalisator-P ■ LipuLift-P-D/-DA/-DAP 	10.4		7601.80.22
	In-wall frame <ul style="list-style-type: none"> ■ Stainless steel, material grade 304 ■ Dimensions (width x height x depth): 421 x 381 x 25 mm 	<ul style="list-style-type: none"> ■ Connection box <ul style="list-style-type: none"> <input type="checkbox"/> 7601.80.22 ■ LipuLift-P-D/-DA/-DAP 	1.0		7601.80.23
	Connection box <ul style="list-style-type: none"> ■ For disposal connection, pendulum gas line (if necessary) and remote control ■ From stainless steel, material grade 304 ■ "Surface mounted" version ■ Glass beaded front ■ Lockable door, left limit stop ■ Dimensions W x H x D: 300 x 725 x 160 mm 	<ul style="list-style-type: none"> ■ Grease separator ■ Starch separators ■ LipuLift-P-D/-DA/-DAP 	10.0		7601.80.24

	Description	Used with	Weight	PU	Item number
			[kg]	[piece]	
	<p>In-wall frame</p> <ul style="list-style-type: none"> ■ From stainless steel, material grade 304 ■ "In-wall" version ■ Glass beaded front ■ Dimension W x H x D: <ul style="list-style-type: none"> □ 405 x 830 x 30 mm 	<ul style="list-style-type: none"> ■ Connection box <ul style="list-style-type: none"> □ 7601.80.24 ■ LipuLift-P-D/-DA/-DAP 	2.1		7601.80.25
	<p>Coarse trap DN 100</p> <ul style="list-style-type: none"> ■ For installation in vertical pipes DN 100 going to grease separator ■ Round shape with <ul style="list-style-type: none"> □ Coupling socket seal (material SBR) on inlet and spigot on outflow □ Basket made from stainless steel, material grade 316 to retain coarse substances □ Odour-proof maintenance opening DN 450 	<ul style="list-style-type: none"> ■ Grease separator LipuJet-P/LipuSmart-P <ul style="list-style-type: none"> □ NS 1 – 4 ■ Starch separator Fapujet-P-OAP <ul style="list-style-type: none"> □ NS 0.5 – 1 	9.7		3667.00.04
	<p>Coarse trap DN 150</p> <ul style="list-style-type: none"> ■ For installation in vertical pipes DN 150 going to grease separator ■ Round shape with <ul style="list-style-type: none"> □ Coupling socket seal (material SBR) on inlet and spigot on outflow □ Basket made from stainless steel, material grade 316 to retain coarse substances □ Odour-proof maintenance opening DN 450 	<ul style="list-style-type: none"> ■ Grease separator LipuJet-P/LipuSmart-P <ul style="list-style-type: none"> □ NS 5.5 – 10 ■ Starch separator Fapujet-P-OAP <ul style="list-style-type: none"> □ NS 2 	12.6		3667.00.05
	<p>Hand membrane pump 1 1/2"</p> <ul style="list-style-type: none"> ■ For fixing to wall ■ Incl. hose <ul style="list-style-type: none"> □ Clear width: 48 x 80 mm ■ Incl. hose clamp <ul style="list-style-type: none"> □ Clear width: 50 x 70 mm □ Width: 12 mm □ 2 pcses required 	<ul style="list-style-type: none"> ■ Wastewater lifting plant 	14.4	1	0175.23.73
	<p>Connection ports ventilation</p> <ul style="list-style-type: none"> ■ Made of PE-HD ■ DN70 (OD 75mm) 	<ul style="list-style-type: none"> ■ LipuSmart-P 			0155.34.16
	<p>Inlet socket DN 50</p> <ul style="list-style-type: none"> ■ Made of plastic ■ For lateral input option ■ For fitting on-site 	<ul style="list-style-type: none"> ■ Junior basement gully with backflow stop ■ Basement gully DN 100 ■ Sinkamat-K (free-standing) ■ LipuSmart-P ■ Multi-Mini 	0.1	2	2410.00.04

Description	Used with	Weight	PU	Item number	
		[kg]	[piece]		
 <p>Stop valve 1 1/2" ■ For hand membrane pump</p>	<ul style="list-style-type: none"> ■ Wastewater lifting plant 	1.0	1	0159.10.12	
 <p>Three way valve 1 1/2" ■ For hand membrane pump</p>	<ul style="list-style-type: none"> ■ Wastewater lifting plant 	3.3	1	0159.10.14	
 <p>Stop valve <ul style="list-style-type: none"> ■ Made of cast iron ■ Slide plate, spindle made of stainless steel, material grade 304 ■ DN 100 ■ Length (L): 50 mm ■ Spindle path (H1 – H2): 365 – 465 mm ■ Hand wheel diameter: 200 mm ■ Incl. seals and fixing material </p>	<ul style="list-style-type: none"> ■ LipuSmart-P inlet pump unit 	15.0		0155.34.18	
 <p>Stop valve DN 80 <ul style="list-style-type: none"> ■ Made of cast iron ■ 8 screws and nuts ■ 1 DN 80 seal ■ Length: 180 mm </p>	<ul style="list-style-type: none"> ■ LipuSmart-P ■ Multi-Star MDP1/MWP1 ■ Multi-Star DDP 1/2 	19.4	1	0154.51.93	
 <p>Stop valve <ul style="list-style-type: none"> ■ Made of cast iron ■ Penstock plate, spindle made from stainless steel, material grade 304 </p>					
	DN 100; Length (L): 50 mm; Spindle travel (H1 – H2): 365 – 465 mm; Manual wheel diameter: 200 mm	Grease separators for free-standing installation; Starch separator for free-standing installation	15.0		7602.00.12
	DN 150; Length (L): 60 mm; Spindle travel (H1 – H2): 478 – 639 mm; Manual wheel diameter: 200 mm	Grease separators for free-standing installation; Starch separator for free-standing installation	29.4		7604.00.12
 <p>Flange connection part <ul style="list-style-type: none"> ■ Stainless steel, material grade 304 ■ Seal: NBR </p>					
	DN 100; Length (L): 75 mm		6.5		7602.00.13
	DN 150; Length (L): 75 mm		10.0		7604.00.13

	Description	Used with	Weight [kg]	PU [piece]	Item number
	<p>Inlet valve DN 100</p> <ul style="list-style-type: none"> ■ Made of PVC ■ 110 mm push socket on both sides with rim sealing ring ■ Overall dimensions: 176 x 330 mm (L x H) 	<ul style="list-style-type: none"> ■ Wastewater lifting plant ■ Polyethylene grease separator ■ Polyethylene starch separator ■ Upstream tank plant <ul style="list-style-type: none"> <input type="checkbox"/> Typ 2 and 4 ■ LipuMobil-P – Type 0.5 	3.1	1	0175.13.84
	<p>Inlet valve DN 150</p> <ul style="list-style-type: none"> ■ Made of PVC ■ 160 mm push socket on both sides with rim sealing ring ■ Overall dimensions: 226 x 510 mm (L x H) 	<ul style="list-style-type: none"> ■ Wastewater lifting plant ■ Polyethylene grease separator ■ Polyethylene starch separator ■ Upstream tank plant <ul style="list-style-type: none"> <input type="checkbox"/> Type 7 – Type 10 	7.0	1	0175.13.85
	<p>Sealing ring</p> <ul style="list-style-type: none"> ■ As additional component for pressure line DN 80 ■ Clamping range: 88 - 93 mm 	<ul style="list-style-type: none"> ■ LipuSmart-P ■ Powerlift installation kit DN 100 ■ Fäkablock II ■ All Muli wastewater lifting plants 	0.3	1	0150.83.71
	<p>LipuSmart App</p> <ul style="list-style-type: none"> ■ Benefits for maintenance, monitoring and operation ■ Checklists for setting up the grease separators and lifting system unit ■ Grease separator protocol system ■ Assurance of control settings ■ Connection via Bluetooth interface ■ Operating systems <ul style="list-style-type: none"> <input type="checkbox"/> Android <input type="checkbox"/> IOS ■ Download: <ul style="list-style-type: none"> <input type="checkbox"/> Http://aco.me/lipusmartapp <input type="checkbox"/> QR-code in the data sheet 	<ul style="list-style-type: none"> ■ Control system for general system <ul style="list-style-type: none"> <input type="checkbox"/> LipuSmart-P-OA <input type="checkbox"/> LipuSmart-P-OAP 			Software
	<p>Operating Logbook</p> <ul style="list-style-type: none"> ■ Contents: Check-list and standard forms to document in-house monitoring, maintenance and disposal relating to the plant as required by DIN 4040-100 ■ Format: A4 with double filing rings ■ Size: 60 pages ■ Laid out to cover 5 years 	<ul style="list-style-type: none"> ■ Grease separator <ul style="list-style-type: none"> <input type="checkbox"/> For underground installation <input type="checkbox"/> For free-standing installation 	0.3		0150.45.23

You can find further accessories under → <https://www.buildingdrainage.aco/search/?q=3552.86.42>