

# Lipujet-P-RB Basic type

## Product information for the product group

### ACO Product benefits

- Easy to transport and assemble (incorporation in individual segments)
- Optimum insertion dimension
- Easier handling due to weight reduction
- Rotatable inlet fitting and stretchable odor trap
- Multifunctional container

- Grease separator according to EN 1825 - Nominal Sizes (5,5-22.5)
- With integrated sludge trap
- Container made of polyethylene, in segment construction
- For indoor installation – frost-free
- Fastening set for buoyancy-proof anchoring
- Suction and drainage sump
- Odour-tight maintenance opening (clear width Ø450 mm)
- Odour-tight inspection opening through Inlet and outlet
- Inspection window with wiper (optional)
- Filling unit (components with DVGW and KIWA approvals) for manual refilling (optional):
  - Free-flow valve
  - Pressure reducer with dirt trap
  - Odour trap

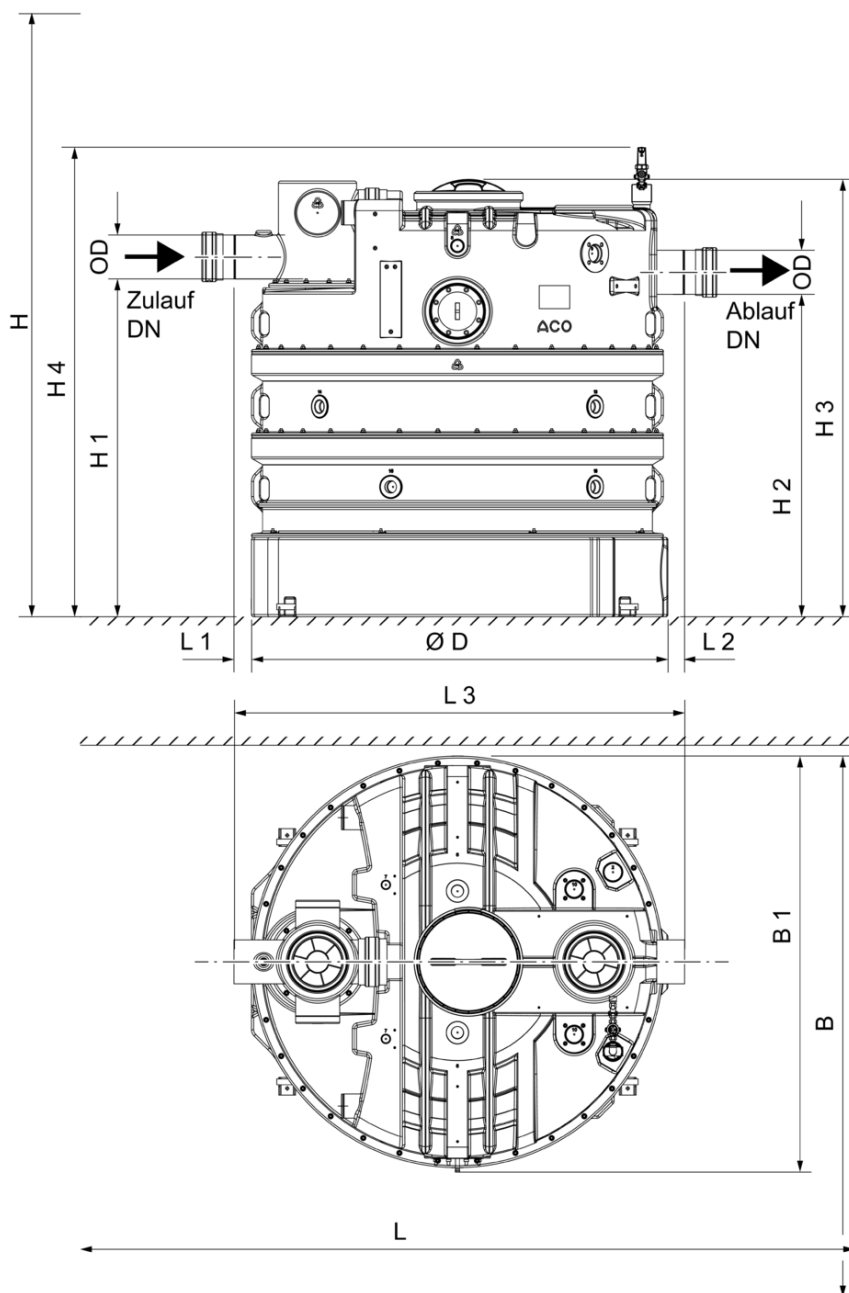
- Pipe connectors on the inlet and outlet with transition seal for pipe OD 210mm
- Execution right or left / following components are to be operated on the right or left to the central axis:
  - Inspection window (optional)
  - Filling unit (optional)
- Declaration of Performance (DoP) No: BD-G1-1025
- Connections:
  - Inlet and outlet DN200/OD200 mm
  - Vent DN100/OD110 mm
  - Water connection filling unit Rp 3/4" (optional)
  - Bottom outlet Rp1"



## Item Technical Data 3507.50.00

Nominal size	Nominal width	Contents			Weight	
		Sludge trap	Grease store	Overall	Empty	Full
		[l]	[l]	[l]	[kg]	[kg]
NS 7	DN 150	730	290	1790	220	2015

**Dimensions**












**Nomi-  
 nal size**





**Dimensions**

	L1	L2	L3	H1	H2	H3	H4	D	D1	Z/Anzahl Segmente	B
	[mm]	[mm]	[mm]	[mm]	[mm]	[mm]	[mm]	[mm]	[mm]		[mm]
NS 7	80	80	2050	1240	1170	1685	1830	160	1620	4	1790

**Accessories**

	Description	Used with	Weight [kg]	PU [piece]	Item number
	<p><b>Inlet valve DN 200</b></p> <ul style="list-style-type: none"> <li>■ Made out of PVC</li> <li>■ Push socket 200 mm with lip sealing ring on both sides</li> <li>■ Total dimensions: 264 x 637 mm (L x H)</li> </ul>	<ul style="list-style-type: none"> <li>■ Wastewater lifting plant                             <ul style="list-style-type: none"> <li>□ Multi-Star DDP 1/2</li> </ul> </li> <li>■ Grease separator made of polyethylene                             <ul style="list-style-type: none"> <li>□ From NS 15</li> </ul> </li> </ul>	8.4	1	0170.20.83
	<p><b>Sampling pot DN 200</b></p> <ul style="list-style-type: none"> <li>■ For installation of horizontal pipes DN 200 to grease separator</li> <li>■ Round shape with                             <ul style="list-style-type: none"> <li>□ Coupling socket seal (material SBR) on inlet and spigot on outflow</li> <li>□ Odour-proof maintenance opening DN 450</li> </ul> </li> </ul>	<ul style="list-style-type: none"> <li>■ Grease separator LipuJet-P                             <ul style="list-style-type: none"> <li>□ NS 15 – 22,5</li> </ul> </li> </ul>	10.3		3300.09.31
	<p><b>Sampling pot DN 200</b></p> <ul style="list-style-type: none"> <li>■ For installation in vertical pipes DN 200 going to grease separator</li> <li>■ Round shape with                             <ul style="list-style-type: none"> <li>□ Coupling socket seal (material SBR) on inlet and spigot on outflow</li> <li>□ Odour-proof maintenance opening DN 450</li> </ul> </li> </ul>	<ul style="list-style-type: none"> <li>■ Grease separator LipuJet-P                             <ul style="list-style-type: none"> <li>□ NS 15 – 22,5</li> </ul> </li> </ul>	10.2		3300.10.31
	<p><b>Grease layer thickness measuring device</b></p> <ul style="list-style-type: none"> <li>■ For electronic measurement of layer of grease</li> <li>■ Suitable for liquid and/or congealing grease</li> <li>■ Measuring device with plug and used connecting cable, length: 3 m</li> <li>■ With two voltage-free changeover contacts to display full warning (80%) and advance warning of fill level (50%)</li> <li>■ With visual display of fill level</li> <li>■ With heated probe rod to increase reliability of operation</li> <li>■ Operating voltage: 230VAC/5 VA</li> <li>■ Max consumption approx. 12W</li> </ul>	<ul style="list-style-type: none"> <li>■ LipuJet-P                             <ul style="list-style-type: none"> <li>□ Oval NS 1 – 10</li> <li>□ Round NS 2 – 22,5</li> </ul> </li> <li>■ LipuJet-S                             <ul style="list-style-type: none"> <li>□ Oval NS 1 – 10</li> <li>□ Round NS 2 – 20</li> </ul> </li> <li>■ LipuSmart-P                             <ul style="list-style-type: none"> <li>□ Oval NS 1 – 10</li> </ul> </li> </ul>	2.8		3300.11.50
	<p><b>Coarse trap DN 200</b></p> <ul style="list-style-type: none"> <li>■ For installation in vertical pipes DN 200 going to grease separator</li> <li>■ Round shape with                             <ul style="list-style-type: none"> <li>□ Coupling socket seal (material SBR) on inlet and spigot on outflow</li> <li>□ Basket made from stainless steel, material grade 316 to retain coarse substances</li> <li>□ Odour-proof maintenance opening DN 450</li> </ul> </li> </ul>	<ul style="list-style-type: none"> <li>■ Grease separator LipuJet-P                             <ul style="list-style-type: none"> <li>□ NS 15 – 22,5</li> </ul> </li> </ul>	9.9		3667.00.06

	Description	Used with	Weight	PU	Item number
			[kg]	[piece]	
	<p><b>Heating rod</b></p> <ul style="list-style-type: none"> <li>■ To liquefy grease layer</li> <li>■ Incl. control</li> <li>■ Electrical connector</li> <li>□ 400 V/50 Hz/6.0 kW</li> </ul>	<ul style="list-style-type: none"> <li>■ Grease separators</li> </ul>	15.0		7300.01.00
	<p><b>Stop valve</b></p> <ul style="list-style-type: none"> <li>■ Made of cast iron</li> <li>■ Penstock plate, spindle made from stainless steel, material grade 304</li> </ul>				
	<p>DN 200; Length (L): 60 mm; Spindle travel (H1 – H2): 542 – 743 mm; Manual wheel diameter: 250 mm</p>	<p>Grease separator for free-standing installation;                  □ NS 15-20</p>	36.0		7610.00.12
	<p><b>Flange connection part</b></p> <ul style="list-style-type: none"> <li>■ Stainless steel, material grade 304</li> <li>■ Seal: NBR</li> </ul>				
	<p>DN 200; Length (L): 120 mm</p>	<p>Stop valve DN 200;                  □ 7610.00.12</p>	12.9		7610.00.13
	<p><b>Grease layer thickness measuring device Multi Control</b></p> <ul style="list-style-type: none"> <li>■ To determine the disposal intervals of grease separators</li> <li>■ Suitable for liquid and/or harden fats</li> <li>■ Delineation with colour-touchpanel</li> <li>■ With integrated SD-card (4GB) for recording of the measuring process</li> <li>■ With headed sounding stick (temperature is adjustable) to increase the operation safety</li> <li>■ Three free of potential contacts for output of pre-alarm (adjustable), full-alarm (adjustable) and error</li> <li>■ Measuring stick with adjusting scale</li> <li>■ Delineation with plug-in cable connection, 3 m</li> <li>■ Service voltage: 100 240VAC 50/60 Hz, 2 A</li> <li>■ Power: ca. 43 W</li> </ul>	<ul style="list-style-type: none"> <li>■ LipuJet-P                             <ul style="list-style-type: none"> <li>□ Oval NS 1 – NS 30</li> <li>□ Round NS 2 – NS 20</li> </ul> </li> <li>■ LipuJet-S                             <ul style="list-style-type: none"> <li>□ Oval NS 1 – NS 10</li> <li>□ Round NS 2 – NS 20</li> </ul> </li> <li>■ LipuSmart-P                             <ul style="list-style-type: none"> <li>□ Oval NS 1 – 10</li> </ul> </li> </ul>	2.7		3300.12.50

Description	Used with	Weight	PU	Item number
		[kg]	[piece]	
 <p><b>ACO Ozone Generator</b></p> <ul style="list-style-type: none"> <li>■ ACO Ozone minimizes odors that can arise from grease separators, lifting plants and pumping stations</li> <li>■ Material: acid-resistant stainless steel</li> <li>Consists:                             <ul style="list-style-type: none"> <li>■ ACO Ozone - ozone generator                                     <ul style="list-style-type: none"> <li><input type="checkbox"/> Size (L x W x H): 270 x 100 x 85 mm</li> <li><input type="checkbox"/> Nominal voltage 230 V / 50 Hz</li> <li><input type="checkbox"/> Degree of protection IP20</li> </ul> </li> <li>■ ACO Ozone pump - feed pump                                     <ul style="list-style-type: none"> <li><input type="checkbox"/> Size (L x W x H): 160 x 90 x 90 mm</li> <li><input type="checkbox"/> Integrated filter</li> <li><input type="checkbox"/> Nominal voltage 230 V / 50 Hz</li> <li><input type="checkbox"/> Degree of protection IP54</li> </ul> </li> <li>■ ACO Ozone bracket - wall bracket                                     <ul style="list-style-type: none"> <li><input type="checkbox"/> Size (L x W x H): 295 x 110 x 90 mm</li> </ul> </li> <li>■ Hoses</li> </ul> </li> </ul>	<ul style="list-style-type: none"> <li>■ Grease separators, indoors</li> <li>■ Grease separators, outdoors</li> <li>■ Lifting stations</li> <li>■ Pumping stations</li> </ul>			7980.90.00
 <p><b>Viewing window</b></p> <ul style="list-style-type: none"> <li>■ With screen wiper</li> </ul>	<ul style="list-style-type: none"> <li>■ LipuJet-P-RB /-RD</li> </ul>	2.1		3300.20.10
 <p><b>Filling device</b></p> <ul style="list-style-type: none"> <li>■ Components with DVGW and KIWA approvals for manual refilling:</li> <li>■ Free-flow valve</li> <li>■ Pressure reducer with dirt trap</li> <li>■ Odor trap</li> </ul>	<ul style="list-style-type: none"> <li>■ LipuJet-P-RB /-RD</li> </ul>	4.7		3300.20.22
 <p><b>Operating Logbook</b></p> <ul style="list-style-type: none"> <li>■ Contents: Check-list and standard forms to document in-house monitoring, maintenance and disposal relating to the plant as required by DIN 4040-100</li> <li>■ Format: A4 with double filing rings</li> <li>■ Size: 60 pages</li> <li>■ Laid out to cover 5 years</li> </ul>	<ul style="list-style-type: none"> <li>■ Grease separator                             <ul style="list-style-type: none"> <li><input type="checkbox"/> For underground installation</li> <li><input type="checkbox"/> For free-standing installation</li> </ul> </li> </ul>	0.3		0150.45.23

You can find further accessories under → <https://www.buildingdrainage.aco/search/?q=3507.50.00>